

Vanishing Benjamin's



Presented by:
Gwen Estrada, ARPA Executive Officer
City of San Antonio

Overview

- ✓ **Background**
- ✓ **Strategy & Investments**
- ✓ **Current Progress**
- ✓ **ARPA Website & Dashboard**
- ✓ **Resources**



Background

- Signed into law in March 2021
- Intended for a strong and equitable recovery from COVID-19
- Established the State & Local Fiscal Recovery Funds (SLFRF)
 - Must be obligated by December 2024 and spent by December 2026
 - City of San Antonio received \$326.9 Million
 - Entire award categorized under Treasury's E.C. 6.1 Revenue Replacement Provision of Government Services
- ARPA provided other grants including Airport, Housing, Health, and Child Care Services

Phased Approach

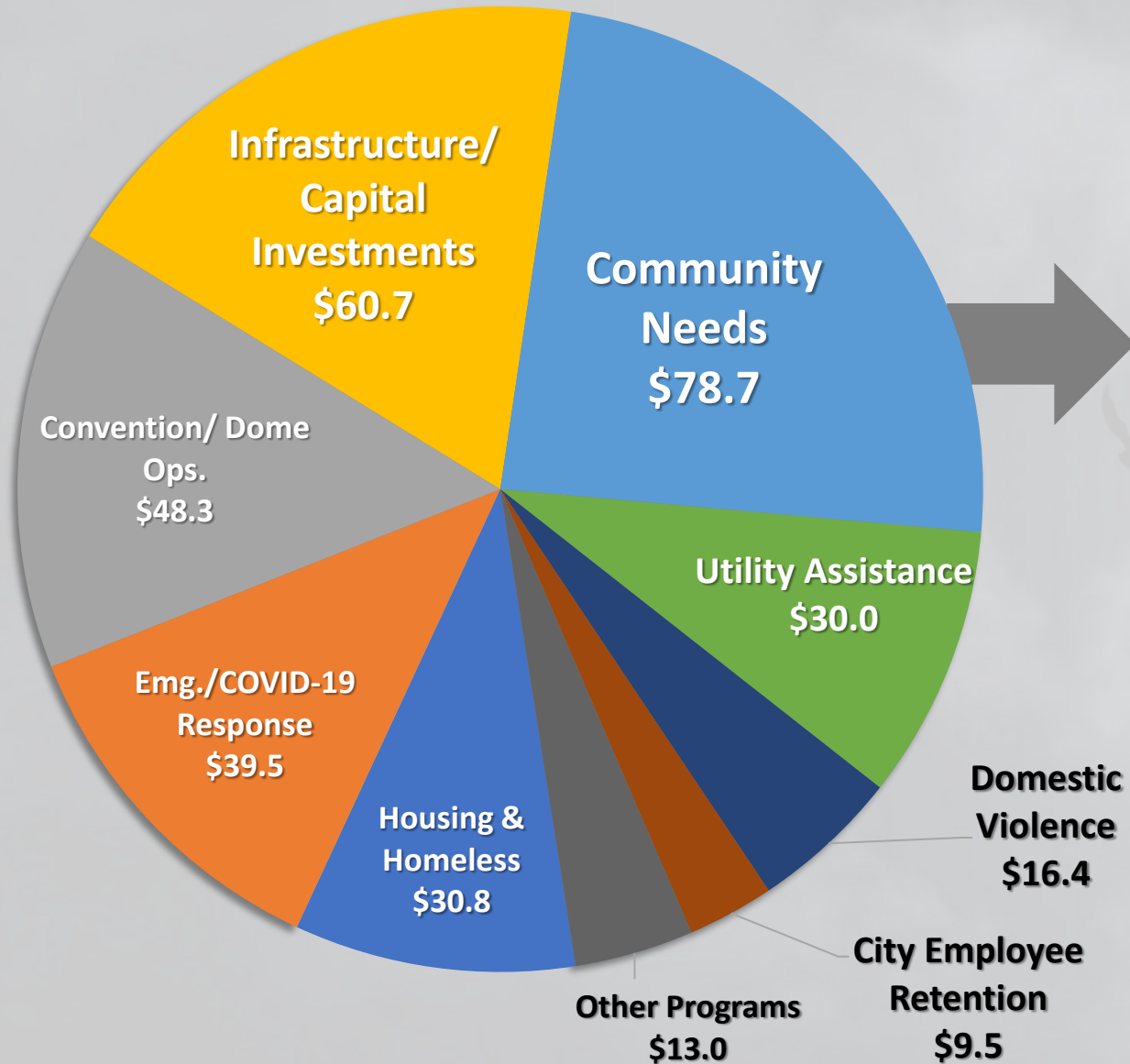
Funds allocated through a two-phase strategy

- Phase 1: Stabilized City FY 2022 Budget and addressed immediate needs
- Phase 2: City Council approved a spending framework in February 2022 after robust community input process

Program (\$ in Millions)	Phase I	Phase II
Convention / Dome Operations	\$48.3	
Public Health & Safety/ Mental Health	14.5	27.0
Infrastructure	14.9	45.8
Domestic Violence, Seniors, Youth, Arts, Housing	18.3	71.3
Emergency Response		50.4
Small Business		26.8
Employee Retention		9.5
Total	\$96.1	\$230.8

Note: Phases adjusted to reflect reprogrammed balances.

Investment Categories



Mental Health \$29.4
Small Business \$26.8
Youth \$10.0
Seniors \$5.0
Non-Profits \$2.5
Arts \$5.0

Current Progress

- \$326.9 Million is fully spent as of September 2024



Find almost anything on our website



Home / Directory / Initiatives / American Rescue Plan Act (ARPA)



American Rescue Plan Act (ARPA)

Featured



ARPA-Funded Programs

Learn about the City's ARPA-funded programs.



Coronavirus State & Local Fiscal Recovery Funds (SLFRF)

Learn about how the City is using ARPA SLFRF.



Reports & Dashboard

Review the reports and dashboard on the City's ARPA funds.

Contact

Email

[Contact Form](#)

Physical Address

100 Military Plaza
San Antonio, TX 78205

Mailing Address

P.O. Box 839966
San Antonio, TX 78283-3966

Hours

Monday - Friday: 7:45 a.m. - 4:30 p.m.

Related Links

- [City Department Media Contacts](#)
- [City of San Antonio COVID-19 Website](#)
- [Communications and Engagement](#)
- [Previous Federal Recovery Funds](#)



City of San Antonio ARPA Summary

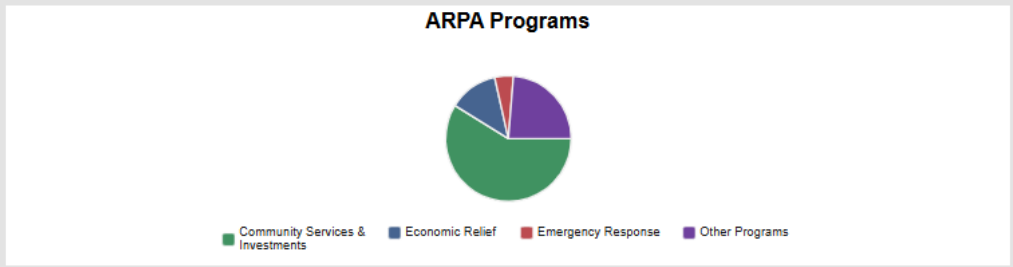
In response to the COVID-19 pandemic, the American Rescue Plan Act (ARPA) was established in March 2021. ARPA approved a \$1.9 trillion federal relief package. The relief package aids American families, small businesses, industries, and local governments. The City of San Antonio was awarded funds through ARPA, which primarily include Coronavirus State and Local Fiscal Recovery Funds (SLFRF).

A total of \$350 billion was allocated to state, local, and tribal governmental entities with the SLFRF program authorized by ARPA. Of this, \$326.9 million was awarded to the City of San Antonio. SLFRF must be allocated by 2024 and spent by 2026. View more about how the City has allocated [SLFRF](#).

Additionally, the City completes quarterly and annual reporting to the U.S. Treasury on how ARPA SLFRF is being utilized, to include monthly financial reporting on all ARPA funds. Visit the [Reports](#) webpage for details. The City's ARPA funded programs have been categorized by the following topics:

- Community Services & Investments
- Economic Relief
- Emergency Response
- Other Programs

The City's ARPA funded programs have been categorized by the topics that they address. Select a category below for details.



Community Services & Investments

\$331,688,244

Support for health & human services, infrastructure, and capital investments.



Economic Relief

\$71,552,823

Support for the local arts, small business communities, and utilities assistance.



Emergency Response

\$26,989,325

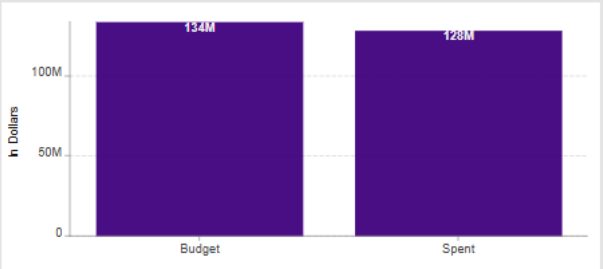
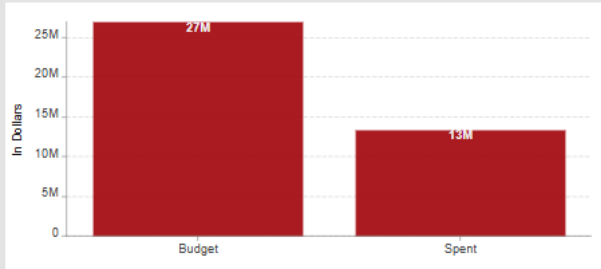
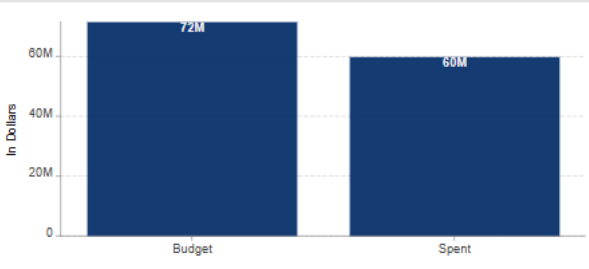
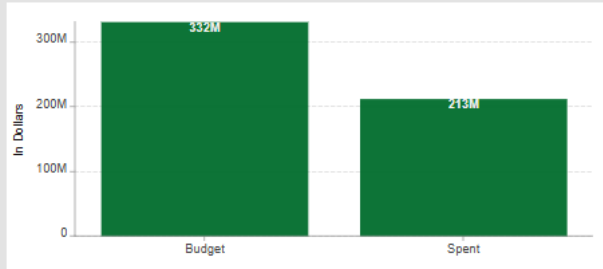
Services and equipment for COVID-19 and emergency response, as well as funding to support emergency preparedness programs designed to mitigate the impact of future crises.



Other Programs

\$133,797,080

Support towards airports, childhood education & family services, revenue replacement, and includes a transfer out to the City's FEMA Reimbursement Reserve.



Dashboard Functionality



Community Services & Investments

Outcome Overview

Support for health & human services, infrastructure, and capital investments.



Digital Connectivity



Domestic Violence



Housing



Infrastructure & Capital Investments



Mental Health



Non-Profit Social Services



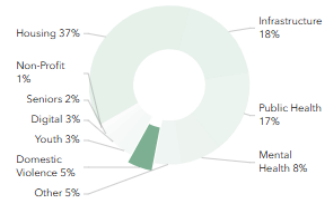
Public Health



Seniors & Youth

Community Services & Investments

Activity through 8/31/2024. Updates are made on the 25th of each month.



Initiatives

Click on an initiative to display detail

Domestic Violence Programs

Revenue Replacement - Domestic Violence Expansion (Pr...

Budget

\$8.84M

Spent

\$4.16M

Remaining

\$4.68M

Domestic Violence

This funding provides support to expand and continue domestic violence prevention services through expansion of hours for domestic violence calls to include evenings and weekends, additional case management and wrap-around services, stronger evaluation and data driven strategies, enhanced community education, and crisis community advocates who will respond alongside police officers on domestic violence calls. View more about the City's public health approach to domestic violence prevention.

Domestic Violence Programs

This funding provides support for the continuation of Domestic Violence Programs in FY 2024 and FY 2025, which are detailed in the Revenue Replacement - Domestic Violence Expansion program. View more about the City's public health approach to domestic violence prevention.

This allocation is fully funded with ARPA State & Local Fiscal Recovery Funds (SLFRF).

How are we doing?

Number of clients who received screening and advocacy. (Continuation of Revenue Replacement - Domestic Violence Expansion programs.)

Program Goal: 33,000
Current Result: 38,473
Program Progress: On Schedule

Number of survivors who received housing support (direct assistance). (Continuation of Revenue Replacement - Domestic Violence Expansion programs.)

Program Goal: 3,000
Current Result: 7,708
Program Progress: On Schedule

Number of clients who received case management services.

Program Goal: 4,500
Current Result: 4,424
Program Progress: On Schedule



Resources

- **Treasury's Reporting & Compliance Comprehensive Website**

<https://home.treasury.gov/policy-issues/coronavirus/assistance-for-state-local-and-tribal-governments/state-and-local-fiscal-recovery-funds/reporting-and-compliance>

- **Treasury's FAQs**

<https://home.treasury.gov/system/files?file=136/SLFRF-Final-Rule-FAQ.pdf>

- **Treasury's SLFRF Dashboard** ★

<https://app.high.powerbigov.us/view?r=eyJrIjojNGMyNGVmMGEtNzAxMS00Y2Q4LWI5YTMtNzFkZDMzYTNkNzc2IiwidCI6IjU4ZjFIM2ZhLTU4Y2ItNGNiNi04OGNjLWM5MWNhYzIwN2YxOCJ9>

- **GFOA's Federal Funds Forum Bi-weekly Discussion (MS Teams Call)**

Emily Brock, Director of GFOA's Federal Liaison Center – ebroock@gfoa.org



State and Local Fiscal Recovery Fund (SLFRF)

The projects highlighted here provide a snapshot of the tens of thousands of projects reported to Treasury in the Project and Expenditure Reports – capturing projects that are both responding to the immediate public health and economic challenges created by the pandemic and catalyzing investment to support a strong and equitable recovery. To learn more about the more than 3,000 projects Tribal communities are undertaking, including specific examples like those highlighted below, please read Treasury’s [“Tribal Recovery Report.”](#)

The examples included throughout this map are based on recipient reports, and their inclusion does not constitute an explicit approval of these projects by Treasury.

Map

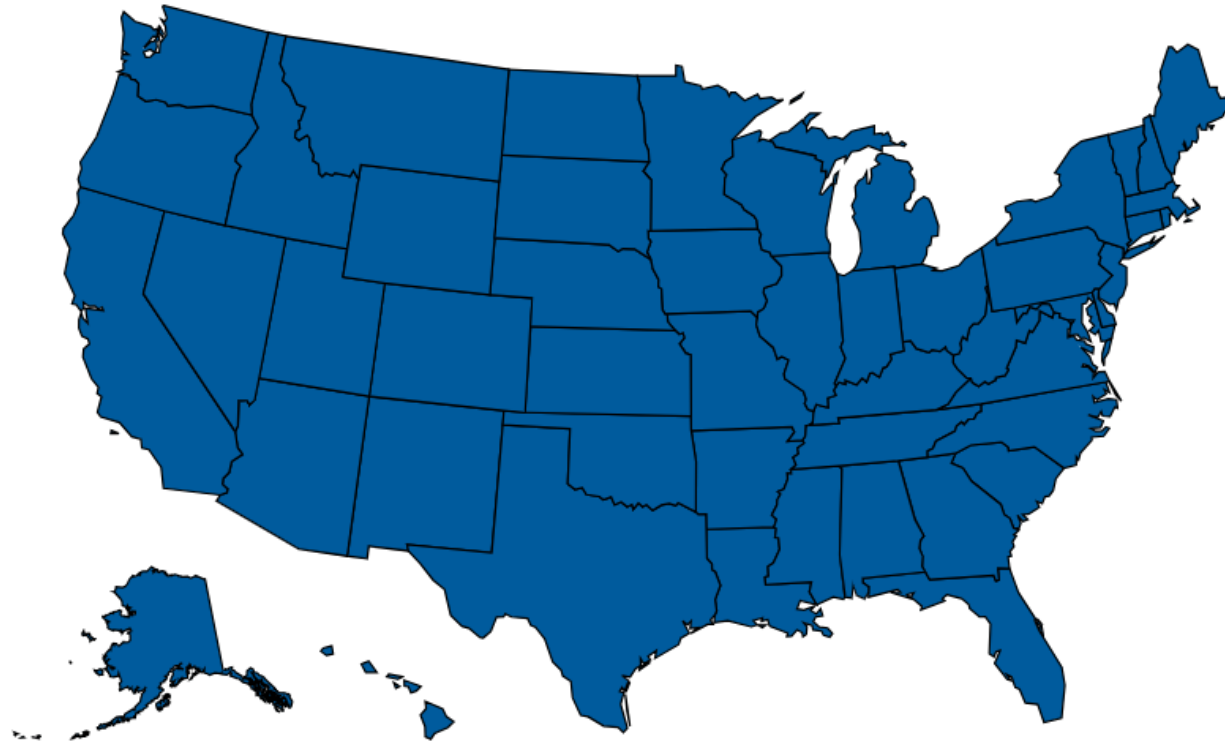
Summary

Recipients

Projects

Recovery Plans

Highlighted SLFRF Projects by State



Puerto Rico

Guam

Northern Marianas

American Samoa

US Virgin Islands

Select a State/Territory on the map to view highlighted projects!

Recipient Name	State or Territory	Project Adopted Budget	Project Summary
Anchorage	AK	\$150,000	Anchorage, Alaska is helping local manufacturers that focus on supply chains and logistics efficiency to scale up their businesses. The program provides technical assistance in a small cohort, high-touch method that walks the manufacturing business through the implementation of the technical assistance to reduce costs and increase sales and revenue. The 4 to 16 week program offers workshops and individualized technical assistance services covering e-commerce programs, LEAN services, process improvement, food safety training and certification, and more.
State of Alaska	AK	\$40,000,000	The State of Alaska is addressing the state's most critical COVID-19 public health needs that are not covered by other available funding sources, including providing testing equipment and consultation services to address the ongoing needs of the pandemic. This funding supports activities such as data modernization, additional COVID-19 testing and sequencing supplies, further community support to reopen large events around the state, a mobile integrated health project with EMS around the state, and CNA and LPN workforce development projects.
Mobile	AL	\$4,000,000	Mobile, Alabama has is working with housing developers and the local Public Housing Authority to revitalize neighborhoods with affordable housing. These projects include affordable housing for multi- and single-family homes for renters and homeowners, as well as housing for seniors.
State of Alabama	AL	\$51,000,000	The State of Alabama is developing a statewide middle-mile fiber network that will support, catalyze, and facilitate future last-mile projects. The Alabama Department of Economic Affairs Digital Expansion Division is focused on middle-mile infrastructure as key to enabling broadband service to the 19 percent of Alabama addresses unserved by 100/20 service. The State finds that bridging middle-mile gaps would enable more cost-effective construction and operations in the last-mile for internet service providers (ISP) and create opportunities for innovation. Additionally, middle-mile





To date, SLFRF resources have been used for..

[Data Definitions](#)

1. Investing in Housing



\$19.6 billion budgeted for over **3,300** fiscal recovery projects focused on housing, a **3%** increase since the last reporting period.

2. Supporting Workers



Over **4,400** individual projects and **\$13.1 billion** dedicated to worker support and premium pay to nearly **1.5 million** workers.

3. Stimulating Economic Growth Through Small Businesses



Over **1,700** small business projects with over **\$5 billion** budgeted.

4. Making Transformative Investments in Key Infrastructure



Over **3,500** governments pursuing **16,000** infrastructure projects, budgeting over **\$34.6 billion**. An increase of **4%** since the last reporting period.

State and Local Fiscal Recovery Funds (SLFRF) provided under President Biden's American Rescue Plan Act continue to play a crucial role in allowing state, local, Tribal, and territorial governments to stabilize their budgets, respond to the pandemic, and invest in their communities.

View this page for key highlights, which are also available through the summary blog and the two year ARP anniversary report.

[April 2024 Summary Blog](#) [ARP 2-Year Anniversary Report](#)

[Download April 2024 Dataset](#) [Download Previous Datasets](#)

5. Responding to Public Health Needs

More than **1,700** governments are undertaking over **6,700** individual projects in this area, budgeting more than **\$11.8 billion**.



Questions?



Networking isn't spooky!

Gwen Estrada

ARPA Executive Officer

City of San Antonio

Work Phone: (210)207-4468

Work Email: gwen.estrada@sanantonio.gov

LinkedIn



The background is a solid orange color. On the left and right sides, there are black silhouettes of trees. In the bottom right corner, there is a black silhouette of a jack-o'-lantern with a glowing yellow face. Several black silhouettes of money bills with wings are scattered across the orange background, appearing to fly. The text "THANK YOU!" is centered in the middle of the image.

THANK YOU!